

Adventurous Kids Activity Book



zenas-suitcase.co.uk

Adventurous Kids Addition


Write the answers in the circles. Write the number sentence on the line below.



+

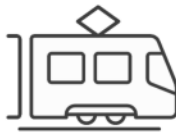
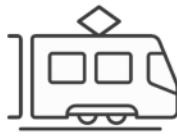


=






+



=






+



=






+



=






+








=



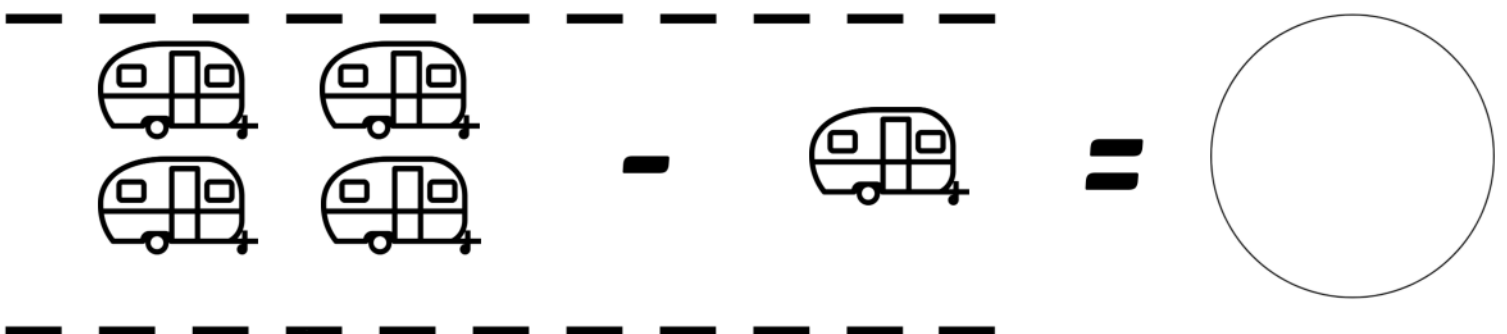
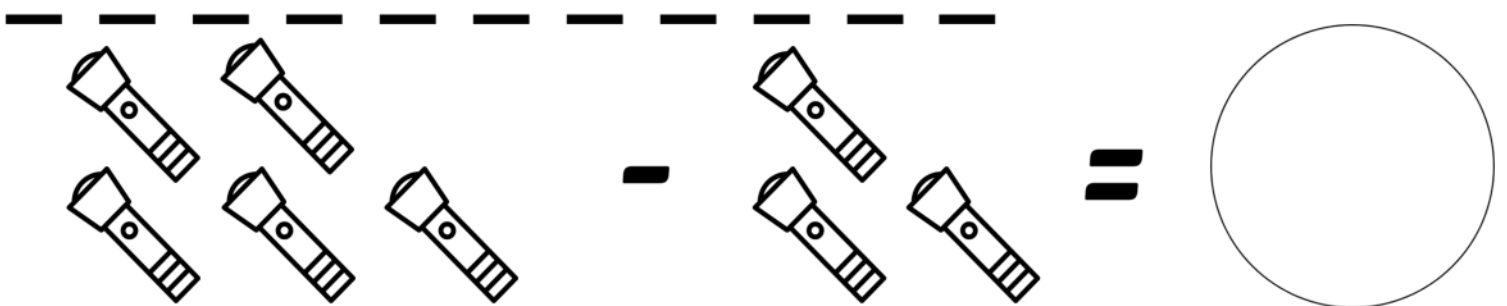
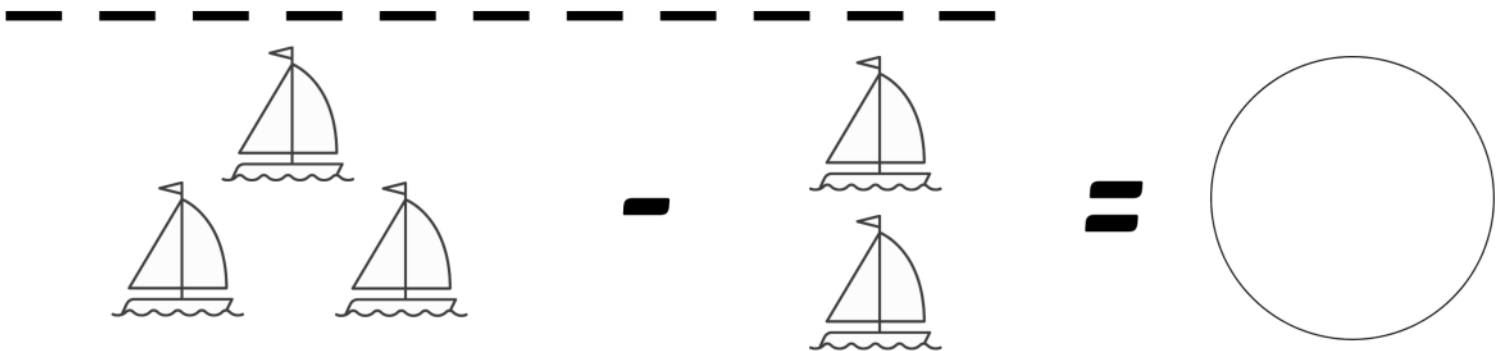
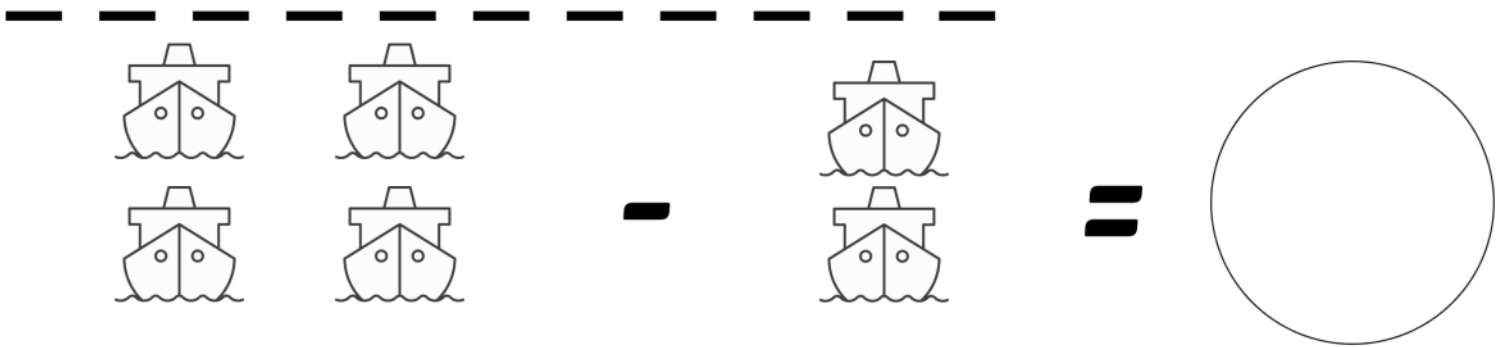
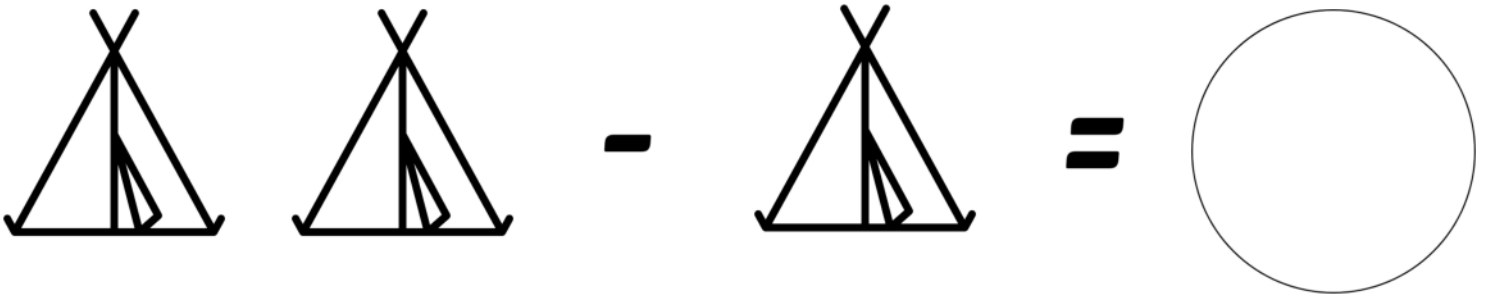
Adventurous Kids Take Away

Cross 1 object out. Write how many are left in the circle.




Adventurous Kids Subtraction

Write the answers in the circles. Write the number sentence on the line below.



What to Pack

Can you draw what you would pack in your suitcase for your next holiday?

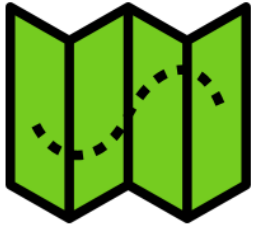


You could use pens or pencils to draw what you would pack or cut out some pictures from a catalogue to fill your suitcase



Adventurous Kids Spelling

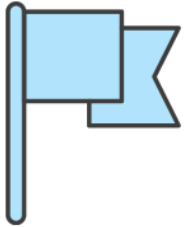
Spell the travel inspired words




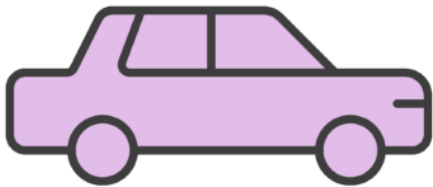




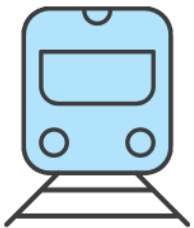




















Adventurous Kids Uniform

Imagine you work on an airplane. Design the uniform you'd like to wear



Adventurous Kids Mindfulness Colouring Activity



Adventurous Kids Wordsearch



Can you find all the cities on the bucket list?

London

Barcelona

Amsterdam

Sydney

Paris

Antigua

Rome

Tokyo

Naples

New York

Lisbon

Fes



Draw a line through the cities as you find them


b	a	r	c	e	l	o	n	a	b
c	m	o	p	t	o	y	e	u	n
y	s	m	a	s	n	k	w	g	g
x	t	y	i	p	d	o	y	i	n
f	e	l	d	r	o	t	o	t	o
a	r	i	s	n	n	f	r	n	k
d	d	s	a	m	e	o	k	a	g
r	a	b	t	s	m	y	d	c	n
s	m	o	n	e	r	f	e	z	o
u	e	n	a	p	l	e	s	o	h

CHALLENGE: Find out which countries these cities are in!

— — — — —

Adventurous Kids Pirate Ship

Let your imagination go wild! Use pens, pencils or paper to decorate your own pirate ship



Adventurous Kids Meditation

Think of your favourite place to visit. Draw what is there, the weather, what you might eat.


What is the weather like?




What does it look like?




What do you enjoy doing here?



Does it have a smell?




How did you feel the last time you were here?



Sit comfortably & close your eyes. Imagine you are at your favourite place. How do you feel when you open your eyes?

Adventurous Kids Airplane

Let your imagination go wild! Use pens, pencils or paper to decorate your own airplane




Adventurous Kids Travel Companion

Adventures are better with friends & family but what makes a good travel companion? Put your ideas in the boxes. Can you fill them all?




Adventurous Kids Maze

Reunite each child with their family




Adventurous Kids Balloon Meditation

Write or draw all your worries inside the hot air balloon. Sit comfortably & close your eyes. Imagine your hot air balloon drifting away up in the sky getting smaller & smaller with all your worries inside.



Adventurous Kids Colouring



Adventurous Kids Design a Postcard

Think of somewhere you have been on holiday. Design the postcard you would send to your friends. You could include landmarks, food and things you would do there.

A minimalist geometric design within a square frame. A central vertical rectangle is positioned such that its top and bottom edges are aligned with the top and bottom edges of the square frame. A horizontal line passes through the center of this vertical rectangle, extending from the left edge to the right edge of the square frame. The composition is symmetrical and uses simple black lines on a white background.

Adventurous Kids Maze

Can you get the pilot to his maze?



This is a free eBook created for travel loving kids staying at home during lockdown.

I'd love to see photos of your kids completing this book

Tag me on social media with your pics

Twitter @zenas_suitcase

Facebook @zenas.suitcase

Instagram @zenassuitcase

You can visit my website here

<https://www.zenas-suitcase.co.uk>